



AREA LIGHTER Floodlight

Product Features

The Area Lighter luminaires offer a wide range of optical patterns, color temperatures, lumen packages, and mounting configurations to best optimize area light applications, as well as provide versatility in lighting design within the same form-factor. The Area Lighter offers a lumen range of 10,500 to 33,600 lumens but with better performance and higher efficiency.

Specification

LED & Optical

- **Output Range:** 10500-33600lm
- **Photometric Options:** Asymmetrical & Symmetrical
- **IP Rating:** IP66
- **System Efficacy:** 140LPW
- **CCT:** 3000K-6500K@70CRI

Electrical

- **Input voltage:** 90-305V
- **Input Frequency:** 50/60Hz

Construction & Finishing

- Die Cast housing with corrosion resistant polyester powder paint, Standard colors: Gray

Applications

- Open Space Parking
- Tunnel
- Billboard

Warranty

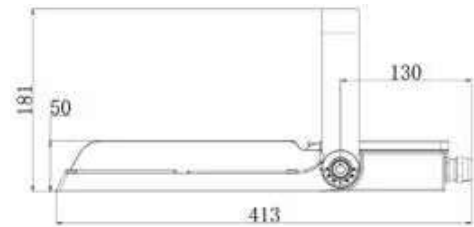
- **System Warranty:** 5 Year

Order Logic


<u>AL</u>	<u>U</u>	<u>AS</u>	<u>C</u>	<u>120W</u>	<u>H</u>	<u>WH</u>	<u>PE7</u>
PROD.ID	VOLTAGE	DISTRIBUTION	CCT	WATTAGE	LPW	COLOR	OPTION
AL= Area Lighter	U=120-277V (50/60Hz)	AS=Asymmetrical S=Symmetrical	CR=5700K C=5000K N=4000K WB=3500K W=3000K	75 100 150 200 240	H=140LPW	SG=RAL9007 LG=RAL7001 WH=RAL8019 DB=RAL5010	0=NO PE PE7=7 PIN WITH SORTING CAP

Product Dimension

Models	L (mm)	H (mm)	D (mm)
75W/100W/150W	302	373	50
200W/240W	413	373	50




Photometric



Area Lighter

- Asymmetrical Distribution



Area Lighter

- symmetrical Distribution

